

Part# 42659
 QFX-SFP-DAC-5M-LEG
 JUNIPER NETWORKS COMPATIBLE 10GBASE-CU SFP+ DAC
 5M DAC PASSIVE



Features

- Support for multi-gigabit data rates up to 10 Gb/s
- Data rates backward compatible to 1 Gb/s
- Hot-Pluggable SFP 20PIN footprint
- Improved Pluggable Form Factor (IPF) compliant for enhanced EMI/EMC performance
- Compatible to SFP+ MSA
- Compatible to SFF-8431, SFF-8432
- Temperature Range: 0~70°C
- RoHS Compatible



Application

- High Capacity I/O in Storage Area Networks, Network Attached Storage, and Storage Servers
- Switched fabric I/O such as ultra high bandwidth switches and routers
- Data center cabling infrastructure
- High density connections between networking equipment

Product Description

The QFX-SFP-DAC-5M-LEG passive cable assemblies are high performance, cost effective I/O solutions for 10G Ethernet and 10G Fiber Channel applications. SFP+ copper modules allow hardware manufactures to achieve high port density, configurability and utilization at a very low cast and reduced power budget. The high speed cable Assemblies meet and exceed Gigabit Ethernet and Fiber channel industry standard requirements for performance and reliability.

Recommended Operating conditions

| Parameter | Symbol | Min | Typ. | Max. | Unit |
|----------------------------|--------|-----|------|------|------|
| Storage Temperature | | -40 | | 85 | °C |
| Operating Case Temperature | Tc | 0 | | 70 | °C |

Systems

| Parameter | Media |
|--|--|
| 10 Gb/s line speed, full duplex Bit error rate: better than 10E-12 | Hot-pluggable, industry-standard Small Form-Factor Pluggable (SFP+) copper cable, available as 7m. |

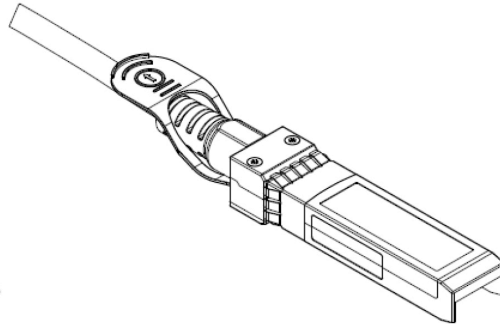
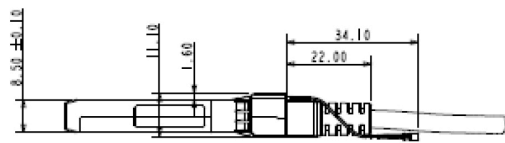
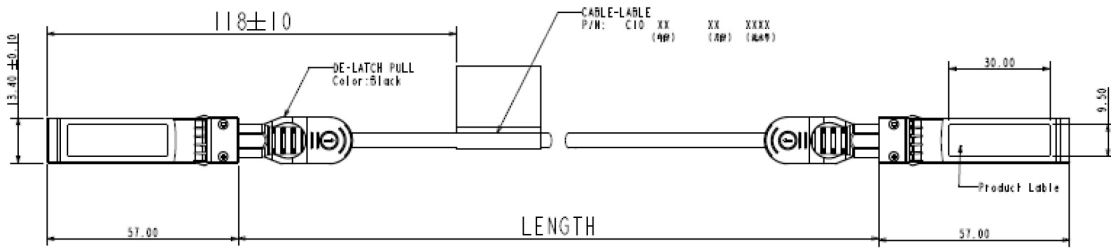
Pin Descriptions

| Pin | Logic | Symbol | Name/Description | Notes |
|-----|------------|----------|---------------------------------|-------|
| 1 | | VeeT | Transmitter Ground | |
| 2 | LV-TTL-O | TX_Fault | N/A | 1 |
| 3 | LV-TTL-I | TX_DIS | Transmitter Disable | 2 |
| 4 | LV-TTL-I/O | SDA | Tow Wire Serial Data | |
| 5 | LV-TTL-I | SCL | Tow Wire Serial Clock | |
| 6 | | MOD_DEF0 | Module present, connect to VeeT | |
| 7 | LV-TTL-I | RS0 | N/A | 1 |
| 8 | LV-TTL-O | LOS | LOS of Signal | 2 |
| 9 | LV-TTL-I | RS1 | N/A | 1 |
| 10 | | VeeR | Receiver Ground | |
| 11 | | VeeR | Receiver Ground | |
| 12 | CML-O | RD- | Receiver Data Inverted | |
| 13 | CML-O | RD+ | Receiver Data Non-inverted | |
| 14 | | VeeR | Receiver Ground | |
| 15 | | VccR | Receiver Supply 3.3V | |
| 16 | | VccT | Transmitter Supply 3.3V | |
| 17 | | VeeT | Transmitter Ground | |
| 18 | CML-I | TD+ | Transmitter Data Non-Inverted | |
| 19 | CML_I | TD- | Transmitter Data Inverted | |
| 20 | | VeeT | Transmitter Ground | |

Note:

1. Signals not supported in SFP+ Copper pulled-down to VeeT with 30K ohms resistor
2. Passive Cable assemblies do not support LOS and TX_DIS

Mechanical Specification



C2G[®]
A brand of **legrand**

3555 Kettering Blvd.
Moraine, OH 45439
800.CABL.911
www.c2g.com