



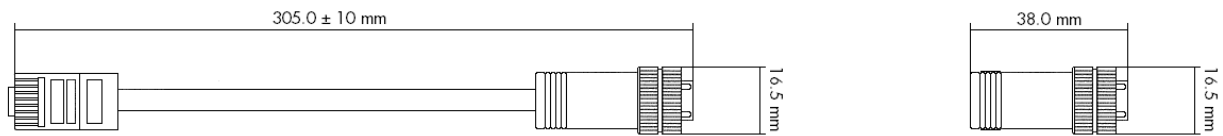
## RapidRun<sup>®</sup> Test Adapter Cable

- Perform a continuity check on the runner
- Use with a common network cable tester\*
- Two piece design: a modified RapidRun connector that connects to the display end of the runner, and an RJ45 adapter cable that connects to the source end of the runner
- Lifetime Warranty

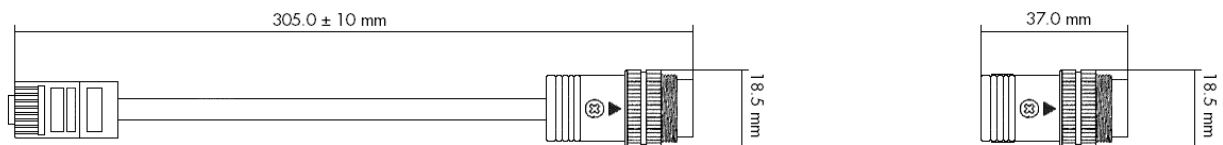
\*Network cable tester must be capable of testing for a short.

## RapidRun® Test Adapter Cable

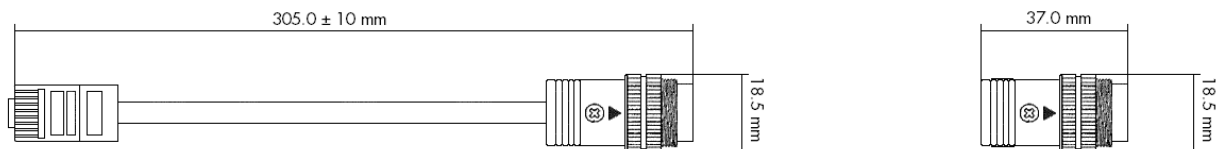
**42186**



**42118**



**42119**



Item	Description	Weight
42186	RapidRun 1ft Digital Runner (Red) Test Adapter Cable	0.16
42118	RapidRun 1ft PC Runner (Yellow) Test Adapter Cable	0.16
42189	RapidRun 1ft Multimedia Runner (Blue) Test Adapter Cable	0.16

### Instructions For Use:

- Attach the modified RapidRun connector to the display end of the Digital runner cable.
- Connect the network tester to the source end of the runner cable using the RJ45 adapter cable.
- Run a continuity test on the cable.
- Pins 4 and 5 should show as a short on the test readout.
- If you do not get this readout, please contact your RapidRun sales representative for assistance, or call customer service at 1-800-506-9607.